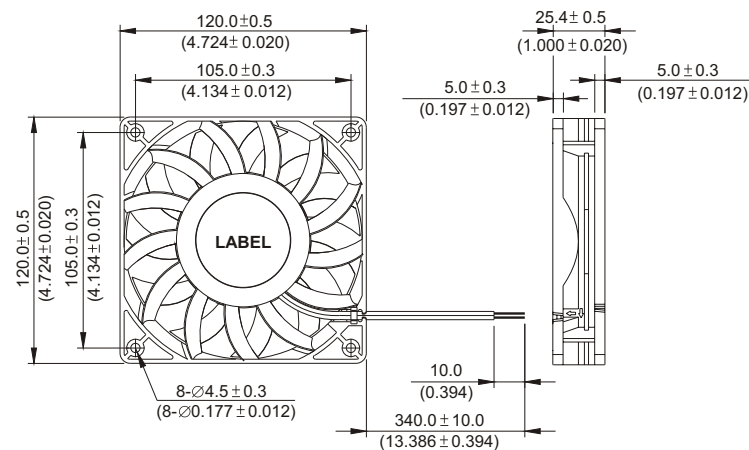


FFB 120 x 120 x 25.4 MM SERIES

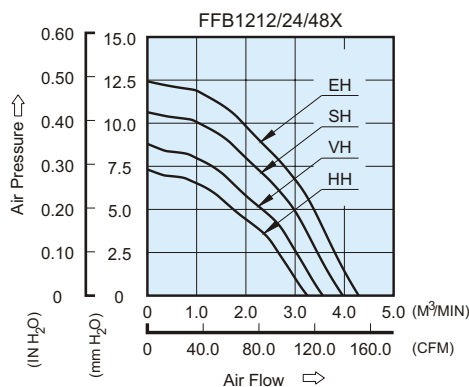
DIMENSIONS DRAWING



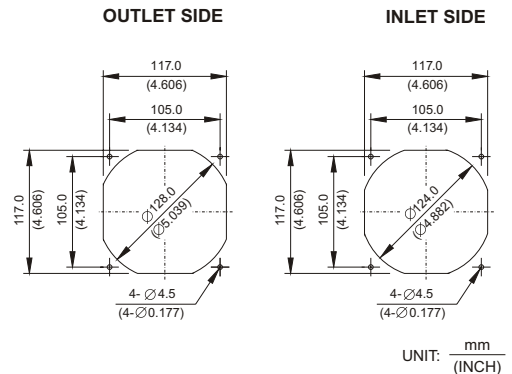
- * Bearing Type
Ball Bearings
- * Material
Impeller & Frame : Plastic(UL 94V-0)
- * Lead Wires :
UL 1007 AWG #24 OR Equivalent
Red Wire Positive(+)
Black Wire Negative(-)
- * Weight : 205g (7.23 OZ)



P & Q CURVE (AT RATED VOLTAGE)



MOUNTING PANEL CUTOUT



MODEL		Rated Voltage	Operating Voltage Range	Rated Current	Rated Input Power	Speed	Maximum Air Flow		Maximum Air Pressure		Noise
PART NO.	FUNCTION	VDC	VDC	Amp	Watt	R.P.M.	m ³ /min	CFM	mmH ₂ O	IN H ₂ O	dB-A
FFB1212HH	-R00 / -F00	12	7.0 to 13.2	0.65	7.80	3100	3.249	114.73	7.32	0.288	49.7
FFB1224HH	-R00 / -F00	24	14.0 to 26.4	0.28	6.72						
FFB1248HH	-R00 / -F00	48	28.0 to 56.0	0.14	6.72						
FFB1212VH	-R00 / -F00	12	7.0 to 13.2	0.79	9.48	3400	3.592	126.85	8.29	0.326	51.9
FFB1224VH	-R00 / -F00	24	14.0 to 26.4	0.37	8.88						
FFB1248VH	-R00 / -F00	48	28.0 to 56.0	0.18	8.64						
FFB1212SH	-R00 / -F00	12	7.0 to 13.2	1.03	12.36	3700	3.969	140.16	10.64	0.419	54.3
FFB1224SH	-R00 / -F00	24	14.0 to 26.4	0.52	12.48						
FFB1248SH	-R00 / -F00	48	28.0 to 53.0	0.25	12.00						
FFB1212EH	-R00 / -F00	12	7.0 to 13.2	1.45	17.40	4000	4.257	150.33	12.43	0.489	56.4
FFB1224EH	-R00 / -F00	24	14.0 to 26.4	0.63	15.12						
FFB1248EH	-R00 / -F00	48	28.0 to 53.0	0.32	15.36						

- * Function type is optional.
- * The max. air flow and the speed are measured in free air ; max. air pressure is measured at zero air flow.
- * Noise is measured in anechoic chamber in free air, one meter from intake side.
- * All readings are typical values at rated voltage.
- * Specifications are subject to change without notice.